

1. Complete the Statement of Insured.
2. Have your employer complete the Employer's Report of Claim and return to you.
3. Have the treating physician complete the Attending Physician's Statement and return to you.
4. Submit the completed:
  - A. Statement of Insured
  - B. Employer's Report of Claim



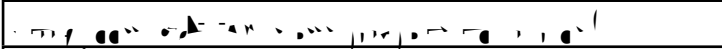



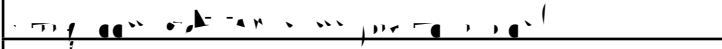

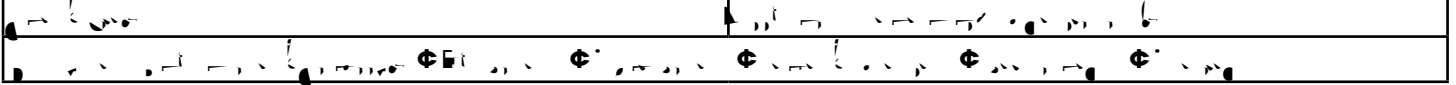
A E E F I , ED

[Faint handwritten text]	
[Faint handwritten text]	[Faint handwritten text]
[Faint handwritten text]	
[Faint handwritten text]	[Faint handwritten text]
[Faint handwritten text]	
[Faint handwritten text]	


DI ABI I I F A I



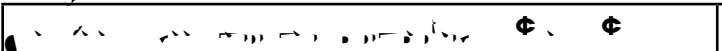







**E S C**



**DI ABI I**

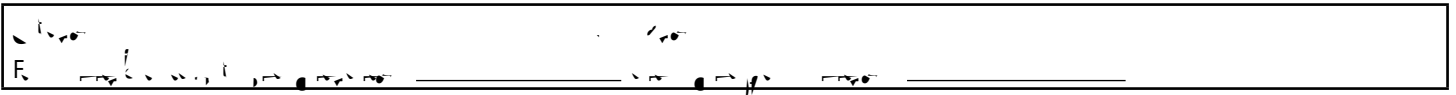
**E I,**

**A A A I E FDI ABI I F ED, CA I E E**

	
--	--

**A A A I E FDI ABI I F A HE E E**


---



